



Оксана Карпюк

АНГЛІЙСЬКА МОВА

ENGLISH

2

2024

Оксана Карпюк

З АУДІОСУПРОВОДОМ




АНГЛІЙСЬКА МОВА

ENGLISH


with Smiling Sam

2




YOUR

My Classroom




My School Things



My Feelings



My Places



PICTIONARY

My Morning



Things I Do



Оксана Карпюк

АНГЛІЙСЬКА МОВА

Підручник для 2 класу закладів загальної середньої освіти
(з аудіосупроводом)

Oksana Karpyuk

ENGLISH

A textbook for the second form of secondary schools
(with audio support)

Рекомендовано Міністерством освіти і науки України

Тернопіль
Астон
2024

УДК 811.111(075.2)
К26

Рекомендовано Міністерством освіти і науки України
(наказ Міністерства освіти і науки України від 05.01.2024 р. № 8)

Підручник безкоштовний.
Надруковано згідно з договором від 19 серпня 2024 року №FY25-08-19.
Продаж заборонено.

Аудіосупровід до цього підручника розміщено:
<https://lib.imzo.gov.ua>

- 1 **Listen and repeat.** / Послухай та повтори.
- 2 **Point, ask and answer.** / Покажи, запитай та дай відповідь.
- 3 **Listen and sing.** / Послухай та заспівай.

— текст у таких рамках наведено для вчителя

Карпюк О. Д.

К 26 **Англійська мова** : підручник для 2 класу закладів загальної середньої освіти (з аудіосупроводом). — 2-ге вид., перероблене. — Тернопіль : „Видавництво Астон”, 2024. — 120 с. : іл.
ISBN 978-966-308-940-9

Підручник розроблено згідно з Державним стандартом початкової освіти на основі *авторської концепції позитивної мотивації та креативного іншомовного навчання молодших школярів*. Книга містить матеріал, передбачений для 2 класу типовими програмами Нової української школи в галузі іншомовної освіти.

Діяльнісний підхід та комунікативно-ігрова методика забезпечені характером завдань підручника з аудіосупроводом та іншими компонентами до нього.

ISBN 978-966-308-940-9

© Карпюк О. Д., 2019, 2024
© ТзОВ „Видавництво Астон”, 2024



ПРИВІТ!

Я скучив за тобою...

Як минуло літо?

Ти готовий до нових пригод?

Так-так, на тебе чекають
веселі історії та ігри, нові
пісні та цікаві завдання.

Для початку, пригадаймо імена наших
друзів та привітаймось із ними!

А потім повторимо літери і слова,
які ти вивчав у 1 класі, щоб рушити далі!

Ну що, починаємо?!



CONTENTS

PAGES	UNIT	STRUCTURE	VOCABULARY	PHONICS
6-11	Starter: NICE TO SEE YOU AGAIN!	Who is he/she? He/She is ... Nice to see you again. My name begins with the letter ...	Numbers, objects, colours, names, letters (revision).	ABC phonics revision.
12-23	1 HERE'S MY FAMILY	Here's my family. They are ... Where is your house? My house is in ... Street. Where is your ...? He/She is at ... (work). I like books. Do you like ...? Yes, I do./No, I don't.	Family words. Adjectives. Jobs of family members.	Recognition of short vowels in CVC words (revision). Long vowel sounds a_e, i_e.
24-37	2 MY FRIENDS	We are ... We/They ... together. We like ... He/She likes ... Who is your friend? My best friend is ... He/She is ... (clever).	Friends' interests and hobbies. Adjectives to describe friends.	Long vowel sounds u_e, e_e, o_e. ck [k] Nick
38-49	3 IN MY CLASSROOM	Point to the ... It's ... o'clock. I'm in ... He/She is in ... We/They are in ... What/Who is this/that? This/That is ... Who/What are these/those? They are ... These/Those are ...	Classroom objects and school things. Instructions. Time. Location.	sh [ʃ] shelf th [ð] this oo [u:] room ar [ɑ:] garden -er [ə] ruler
50-61	4 WE ARE HAPPY!	Are you thirsty? Yes, I am./No, I'm not. They are scared. Look at ... It is in/on/under the ... I can't find my ... Look on/in/under ... It isn't there. Here it is. Merry Christmas! Happy New Year!	Feelings and emotions. Parts of the day. Prepositions of place. Numbers 1-20. Greetings.	y- [j] yes -y [i] happy ey/ay [eɪ] they oy [ɔɪ] boy
62-73	5 HOW MANY LEGS?	Look at this ... Has it got a ...? Yes, it has./No, it hasn't. It is ... (tall). It has got ... It can/cannot ... How many ... can you see? I can see ... How many toes have you got? I've got ...	Animals. Parts of the body. Adjectives to describe animals, characters and people.	g [dʒ] giraffe ee [i:] feet th [θ] three ph [f] photo ou/ow [aʊ] mouth
74-85	6 DOING THINGS	It is Friday today. Get up! Is he/she fishing? Yes, he/she is./No, he/she isn't. What are you doing? I'm playing with ... What is he/she doing? He/ She is making ...	Days of the week. Verbs of daily routine. Verbs to name leisure activities.	o [ʌ] monkey ea [i:] teacher ng [ŋ] sing all [ɔ:l] ball alk [ɔ:k] walk
86-99	7 DO YOU LIKE CARROTS?	It's lunchtime. Let's have ... Can I have some ...? Here you are. I like ..., but I don't like ... Does he/ she like ...? Yes, he/she does. No, he/she doesn't. Three tomatoes, please. Sorry, no tomatoes.	Food. Drinks. Mealtimes. Food shopping. Table at a birthday party. Birthday greetings.	ch [tʃ] chicken wh [w] what ir/er/ur [ɜ:] bird, her, surname
100-112	8 SEASONS AND CLOTHES	It's autumn. It's cold. It's raining. When is your birthday? It's in winter. Children can ski and skate. I put on my ... in summer. What are you wearing today? I'm wearing a ... and ... today. What is he/she wearing? He/She is wearing ... His/Her scarf is red.	Seasons. Weather. Clothes. Verbs to name actions.	ght [t] eight ir [ɜ:] girl oa [əʊ] coat ear, air, ere [eə] wear
113-117	Audio Scripts	<ul style="list-style-type: none"> ● self-awareness ● intercultural awareness ● communication 		
118-119	Word List			

Scope and Sequence

LISTENING	SPEAKING	READING	WRITING
Identifying characters, colours, quantity of objects. Matching letters and phonics. Songs and rhymes.	Greeting classmates. Counting objects. Asking and answering questions about names.	Alphabet revision.	Letters revision.
Listening for personal information. Identifying family members. Listening for specific information (places, jobs). Songs and chants.	Introducing a person. Asking and answering questions for personal information, about family members, their likes and where they are.	Words and short sentences.	Handwriting words.
Identifying people and actions. Understanding instructions and commands, specific information about friends. A song.	Introducing friends, their interests and hobbies. Asking and answering questions about friends, family members, their likes and dislikes.	Words and short sentences.	Handwriting words. Completing sentences with personal pronouns.
Following instructions. Identifying objects in the classroom. Understanding basic structures of time and location of people. Rhymes.	Pointing to and naming objects and people. Asking and answering questions for objects and time identification, about people and their location.	Words and short picture descriptions. A letter to a friend.	Handwriting words and sentences. Completing sentences with demonstrative pronouns.
Identifying feelings and emotions. Listening for specific information (location of an object, quantity of objects, age of children and teenagers). Songs and rhymes.	Asking and answering questions to identify feelings and emotions and to find an object. Counting objects to 20. Informing about a person's age. Christmas and New Year greetings.	Words and a short story. A greetings card. A letter to Santa Claus.	Handwriting. Guided writing: a greetings card. Writing a chant based on a model.
Identifying animals and parts of the body. Distinguishing details to identify animals or characters from their descriptions. Songs.	Describing animals using adjectives. Describing the human body. Asking and answering questions about quantity of animals/parts of the body. Informing about an ability to do an action.	Words and descriptive texts. Labels. Short captions. Riddles.	Handwriting. Labelling. Guided writing: a description. Writing a riddle based on a model.
Identifying actions. Following instructions and commands. Understanding the days of the week. Listening for specific information. Songs and chants.	Demonstrating and commenting on actions. Commenting on actions in photos/pictures. Asking and answering questions about actions that people are doing.	Words and instructions. Descriptive texts. A captioned story.	Filling in possessive adjectives and Present Continuous verbs. Captions on pictures.
Identifying food items and mealtimes. Identifying food preferences. Listening for specific information. Songs and rhymes.	Inviting to a birthday party. Birthday greetings. Asking and answering questions about food preferences. Buying food talk. Making and responding to suggestions.	Words and short informative texts. A captioned story. Identifying wh-questions.	Filling in articles 'a' and 'an'. A menu. A shopping list. Captions on pictures.
Identifying seasons and weather. Identifying clothes and season activities. Listening for specific information. Songs.	Describing seasons and what people are wearing. Asking and answering questions about birthdays/seasons/clothes. Interviewing classmates and reporting on their season preferences. Making chants based on a model.	Descriptive and informative texts. Rhymes. Captioned stories. Short dialogues. Reading for specific details.	Labelling. Captions on pictures. Making and writing sentences. Completing tables with information.

NICE TO SEE YOU AGAIN!

1



2



A: Number 1. Who is he / she?

B: He / She is ...

Liz

Ben

Vic

Nick

3



Say 'Hello!' and smile with me!



Say 'Goodbye!' and go away!



- 1 Listen and repeat. / Послухай та повтори.
- 2 Point, ask and answer. / Покажи, запитай та дай відповідь.
- 3 Listen and sing. / Послухай та заспівай.

1



☒ 6 bags

☐ chairs

☐ pencils

Six bags.

☐ books

☐ tables

☐ pens

☐ pencil cases

2



3



4



Nice to see you again, Ben!

Glad to see you too, Lou!

Hello, Liz! Share my seat, please.

Thanks, Ann. Nice to see you again!

1 Count and say. / Полічи та скажи.

2 Listen and point. / Слухай та показуй.

3 Say the chants. / Розкажи римівки.

4 Act out. / Зіграй роль.

1



2



3



Aa

Bb

Cc

Dd

Ee

Ff

Gg

Hh

Ii

Jj

Kk

Ll

Mm

Nn

Oo

Pp

Qq

Rr

Ss

Tt

Uu

Vv

Ww

Xx

Yy

Zz

4



Is it a blue letter?

No, it isn't.

Is it a red letter?

Yes, it is.

Is it 'G'?

Yes, it is.



1



Bear – 'b'



d a b

t r f

z w y

2



E – elephant
Emily

Ff

Gg

Pp

Ss

Ee

Cc

Ll

Hh

Ww


- 1 Point and name. /
Покажи та назви.
- 2 Match and say. /
Добери до літери
"друга" та скажи.
- 3 Make your ABC Book. /
Виготуй книжечку-
абетку.



3



1



- 1 Listen, point and repeat. / Слухай, показуй та повторюй.
- 2 Say about your name. / Скажи про своє ім'я.
- 3 Listen and read. / Послухай та прочитай.
- 4 Make a name card for you and your friend. / Виготуй картку зі своїм іменем та іменем друга/подруги.

2



My name begins with the letter...

3



Tom	Tim	Ann	Ben
Rob	Liz	Sam	Ted

4



My name is

My friend's name is

HERE'S MY FAMILY

1



2



3



Hello!
My name is Tracy.
My **surname** is Click.



smilephone

4G




- 1 Listen. / Послухай.
- 2 Listen and repeat. / Послухай та повтори.
- 3 Point and say. / Покажи та скажи.
- 4 Look and say. / Подивись та скажи.
- 5 Listen and sing. / Послухай та заспівай.

4



1



2



3



4



5



boys

girls

a family

friends

brother and sister

children

They are ...



5




Here's my family: mummy, daddy, sister and me.



Here's my family: mummy, daddy, brother and me.





- 1 Listen and repeat. / Послухай та повтори.
- 2 Listen and sing. / Послухай та заспівай.
- 3 Have a talk. / Поговоріть удвох.
- 4 Play 'Stand up / Sit down' game. / Пограй у гру.





What about you?

I'm

a boy.
a girl.
seven.
eight.
a pupil.

I like

TV.
books.





1 dad



c	a	t
s	a	d
j	a	m

am, and,
Ann, Sam,
ant, stand,
clap, has

2 mum



	u	p
f	u	n
r	u	n

jump,
run, duck,
mum, up

3 dog



f	o	x
g	o	t
h	o	p

Bob, ox,
doll, frog,
Tom, Ron

4 pig



s	i	x
b	i	g
h	i	s

is, Jim,
milk, Tim,
swim,
pink

5 ten



r	e	d
h	e	n
p	e	t

Ben, Ted,
Ed, bell,
pen, Fred



- 1 Listen and say the number. / Послухай та назви номер.
- 2 Listen and point. / Слухай та показуй.
- 3 Listen and read. / Послухай та прочитай.
- 4 Read. / Прочитай.
- 5 Copy the words with numbers. /
Перепиши слова з номерами.

What's your name?

My name's Kate.

What's your surname?

Reddy.

Where is your house?

My house is in Green Street.

WHERE IS YOUR HOUSE?

1



2



3



4



A: What's your name?

B: My name is ...

A: What's your **surname**?

B: My surname is ...

A: How old are you?

B: I'm ...

A: Where is your house?

B: **My house is in ...**



- 1 Listen and repeat. / Послухай та повтори.
- 2 Point and say. / Покажи та скажи.
- 3 Act out. / Зіграй роль.
- 4 Have a talk. / Поговоріть удвох.

1



Come in, please.

2



3



Thank you.

Where is
your mum?

She is **at work**.

My daddy is at work, too.

Do you like computer games?



Yes, I do!

4



Where is your ... ?

He / She is at

5



6



A: I like ... Do you like ...?

B: **Yes, I do.** / **No, I don't.** (I like ...)

- 1 **Listen and point.** / Слухай та показуй.
- 2 **Listen and repeat.** / Послухай та повтори.
- 3 **Point and say.** / Покажи та скажи.
- 4 **Ask and answer.** / Запитай і дай відповідь.
- 5 **Have a talk.** / Поговоріть удвох.
- 6 **Copy.** / Перепиши фрази.



at school

at home



Where?



I don't
know.

at work





a_e



Kate

c a t - K a t e

j a m - J a n e

d a d - g a m e

S a m - n a m e

name, game,
cake, Kate,
snake, plane,
take, table,
case

i_e

bike



s i x - f i v e

h i s - k i t e

s i t - r i d e

p i g - n i c e

like, kite,
ride, bike,
nine, nice,
smile, five,
Mike, I

- 1 Listen and point. / Слухай та показуй.
- 2 Listen and read. / Послухай та прочитай.
- 3 Find and copy the names. / Знайди імена та перепиши їх у зошит.
- 4 Listen and read. / Послухай та прочитай.
- 5 Read. / Прочитай.



— I am Kate. I am five.



His name is Mike.

Mike is nine.



— Kate, ride a bike!



— It is a nice bike!

Mike, take a cake.

— Mmm. It is nice!

I like cakes.



1



2



Rose Martin

Bill Martin



Jane Martin



Jim Martin

aunt
cousin
uncle
doctor
vet

3



Pam Martin



Tom Martin

- 1 **Listen and point.** / Слухай та показуй.
- 2 **Draw your cousins and their family.** / Намалюй свого двоюрідного брата/сестру та їхню сім'ю.
- 3 **Tell the class about your cousin's family.** / Розкажи про сім'ю двоюрідного брата/сестри.
- 4 **Listen and repeat.** / Послухай та повтори.
- 5 **Listen and sing.** / Послухай та заспівай.

4



5



STORY TIME

Suzy Is Lost

1



2



3



4




- 1 Watch and listen. / Подивись відео та послухай.
- 2 Listen and repeat. / Послухай та повтори.
- 3 Point and say. / Покажи та скажи.
- 4 Act out. / Зіграй роль.

Into Your Portfolio

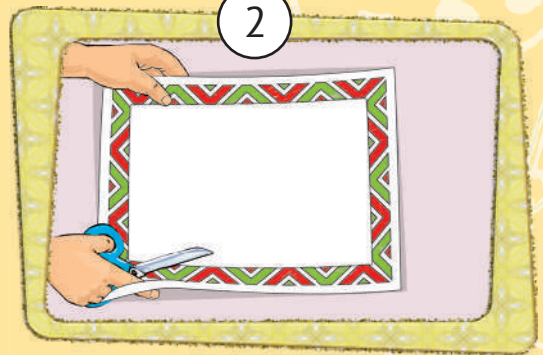
1



1



2



2



3



4



Here is my family.
This is my mum.
She is a doctor.
This is my ...
He/She is a ...

3



4



I like cakes.



- 1 **Make a family portrait.** / Виготуй портрет сім'ї.
- 2 **Tell the class about your family.** / Розкажи про свою сім'ю.
- 3 **Think and draw what you like.** / Намалюй те, що тобі подобається.
- 4 **Tell the class about your picture.** / Розкажи про свій малюнок.
- 5 **Have a talk.** / Поговоріть удвох.
- 6 **Draw what your classmate likes.** / Намалюй, що любить твій однокласник(-ця).

5



6



A: Do you like ... (dogs)?

B: Yes, I do. / No, I don't. (I like ...)

REVISION

1




Number ... He / She is a ...

Letter ... They are ...



1



A



2



B



3



C



4



D

2



This is my mum. She is a ...

3



4



- 1 **Match and say.** / Добери пару і скажи.
- 2 **Draw your mum and tell the class about her.** / Намалюй свою маму та розкажи про неї.
- 3 **Listen to the interview.** / Послухай інтерв'ю.
- 4 **Act out the interview in pairs.** / Розіграйте інтерв'ю у парі.
- 5 **Have your own interview.** / Проведи своє інтерв'ю.
- 6 **Read.** / Прочитай.

5



6



I am Jane.



I like cats and dogs.



His name is Bob.



Bob is nine.

His dad is a vet.



Jim is a parrot.



Vets like dogs,
cats and parrots.

MY FRIENDS

1



2



3



1



2



3



4



5



6



7



8



4



5



6



1



2



1 – с.

They swim together.

7




a



b



c



d



e



f



g



3



6



5



4



- 1 Listen and point. / Слухай та показуй.
- 2 Listen and sing. / Послухай та заспівай.
- 3 Point and say. / Покажи та скажи.
- 4 Sing and mime. / Заспівай та покажи дії рухами.
- 5 Copy. / Перепиши слова.
- 6 Match and say. / Добери та скажи.
- 7 Play the game "Sam says". / Пограй у гру "Сем каже".


7



Stand up!



Sam says, "Stand up!"



1



We are friends.

We go to school together.
We like books.




They are friends.
They go to school together.
They like books.



2



They are ...
They ... together.
They like ...



3



4



5



- 1 **Listen and repeat.** / Послухай та повтори.
- 2 **Point and say.** / Покажи та скажи.
- 3 **Draw a picture of you and your friend.** / Намалюй себе і свого друга/подругу.
- 4 **Tell the class about you and your friend.** / Розкажи про себе і свого друга/подругу.
- 5 **Write about you and your friend.** / Напиши про себе та свого друга/подругу.

We are ...
We ... together.
We like ...




1



2



tube



u_e, ue, u

m u m - t u b e

f u n - S u e

j u m p - p u p p i l

Sue, take a tube.
Pupils run and jump.

Pete



e_e, e

F r e d - P e t e

v e t - m e

t e n - w e

p e t h e

- 1 Listen and point. /
Слухай та показуй.
- 2 Listen and read. /
Послухай та прочитай.
- 3 Read. / Прочитай.
- 4 Copy the words. /
Перепиши слова.

3



Mum and Dad ride a bike.



4



We jump and run.



Pete and Sue smile.



It is fun!

1



- 1 Listen and repeat. / Послухай та повтори.
- 2 Listen and point. / Слухай та показуй.
- 3 Act out. / Зіграй роль.
- 4 Ask and answer in pairs. / У парах запитуйте, давайте відповіді.
- 5 Copy the words from task 1. / Перепиши слова із завдання 1.



funny



clever



nice



pretty

2



3



4



5



A: Who is your friend?

B: My best friend is ...

A: Is it a ... (boy / girl / toy / pet)?

B: Yes, it is. / No, it isn't. It's a ...

1



2



3



1



2



3



My best friend is my doll Stella.
She is pretty. She is clever, too.
 She can say 'Hello!'

4



6



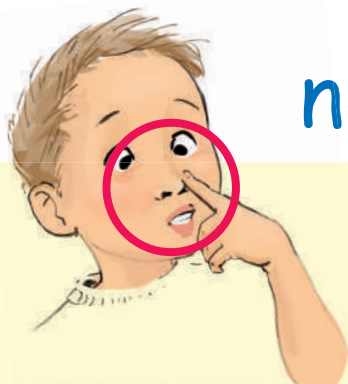
5



4



- 1 **Listen and point.** /
Слухай та показуй.
- 2 **Listen and repeat.** /
Послухай та повтори.
- 3 **Point and say.** /
Покажи та скажи.
- 4 **Tell the class about your friend.** / Розкажи про
свого друга/подругу.



nose

o_e, o

d o g - h o m e
h o p - n o s e
g o t - g o
n o t - n o

Ron and Tom
hop.

— Stop, Ron!

Go home!

— No!

- 1 Listen and point. /
Слухай та показуй.
- 2 Listen and read. /
Послухай та прочитай.
- 3 Copy the words. /
Перепиши слова.
- 4 Listen and read. /
Послухай та прочитай.
- 5 Read. / Прочитай.



Nick

ck

M i c k
C l i c k



I am Nick.

He is Luke.

Mick is his dad.

He is at home.



Luke's mum is a vet.

A vet helps pets.

Is his mum at home?

No! His mum is not at home.



1



2




3



Do you like ...?



Ann	<input checked="" type="checkbox"/>
Bob	<input checked="" type="checkbox"/>
Ted	<input type="checkbox"/>



Yes, I do. / No, I don't. I like ...

4



Ann likes ...
Bob likes ...
.....

- 1 Listen and point. / Слухай та показуй.
- 2 Match and say. / Добери та скажи.
- 3 Ask your mates and draw. / Запитай однокласників(-ць) та намалюй відповіді.
- 4 Tell the class about your mates. / Розкажи про вподобання однокласників(-ць).

STORY



TIME



7



8



9



10



4




5




- 1 Watch and listen. / Подивись відео та послухай.
- 2 Listen and repeat. / Послухай та повтори.
- 3 Point and say. / Покажи та скажи.
- 4 Act out. / Зіграй роль.
- 5 Match and say. / Добери та скажи.

Into Your Portfolio


1




1



2



3



4



Mike and Jane are friends.
They play together.
They like games.


2



3



- 1 **Make a "Friendship Circle".** / Виготуй "Коло друзів".
- 2 **Show and tell the class about your paper friends.** / Покажи своє "коло" та розкажи про паперових друзів.
- 3 **Write about your paper friends.** / Напиши про своїх паперових друзів.



REVISION

1



2



Liz likes ...




- 1 Listen and say the number. / Послухай та назви номер.
- 2 Point and say. / Покажи та скажи.
- 3 Read and match. / Прочитай та добери.
- 4 Do the quiz. / Виконай квіз: дай відповіді.

3



- 1 Nick and Mike like bikes. ☐
- 2 Pete and Luke like kites. ☐
- 3 Jane and Mick like planes. ☐
- 4 Kate and Ron like cakes. ☐





QUIZ

- 1 Who is this?
- 2 What is Tracy's surname?
- 3 How old is Tracy?
- 4 Who is Tracy's best friend?
- 5 Who is this?
- 6 Is Greta a teacher?
- 7 Is Mick Tracy's brother?
- 8 Who is this?
- 9 How old is Luke?
- 10 Is Kiki a dog?
- 11 Who is this?
- 12 How old is Suzy?
- 13 Is Suzy's daddy a doctor?
- 14 Is Suzy's mum a vet?
- 15 Who is this?
- 16 Is Pete Suzy's father?
- 17 Is Prince a cat?
- 18 Is Prince Pete's best friend?
- 19 Who is Suzy's best friend?
- 20 Who is Luke's best friend?





FINISH

IN MY CLASSROOM

1



2



3



- 1 Listen and point. / Слухай та показуй.
- 2 Listen and repeat. / Послухай та повтори.
- 3 Point and say. / Покажи та скажи.
- 4 Listen and repeat. / Послухай та повтори.
- 5 Point and name. / Покажи та назви.
- 6 Listen and say the chant. /
Послухай та розкажи римівку.
- 7 Play the game. / Пограй у гру.

4



5



4

6

1

5

10

9

2

7

8

3

6



We have got a clock.
We have got a blackboard.
We have got a pretty
classroom, too.



We have got a teacher...
What a nice picture!
I like it very much.
And you?



7



1



2



- 1 **Listen and repeat.** / Послухай та повтори.
- 2 **Say the chant and point to the time.** / Розкажи римівку та покажи час.
- 3 **Listen and point.** / Слухай та показуй.
- 4 **Listen and repeat.** / Послухай та повтори.
- 5 **Point and say.** / Покажи та скажи.
- 6 **Copy the sentences in red.** / Перепиши речення червоного кольору.
- 7 **Count to 12.** / Порахуй до 12.

3




4



5




6



It's 11 o'clock.

I am in the classroom.



It's 12 o'clock.

Nick is in the classroom.



It's 2 o'clock.


We are in the garden.



It's 4 o'clock.

They are in the room.

7



1



2



3



sh


she



shelf



fish



oo



school

classroom



y



fly

sky



- 1 Listen and point. / Слухай та показуй.
- 2 Listen and read. / Послухай та прочитай.
- 3 Copy the words. / Перепиши слова.
- 4 Listen and read. / Послухай та прочитай.
- 5 Read. / Прочитай.

4



5





It is nine o'clock.
I'm at school.
I am in my classroom.
Look, it is my desk.
My classroom is nice.
I like it.

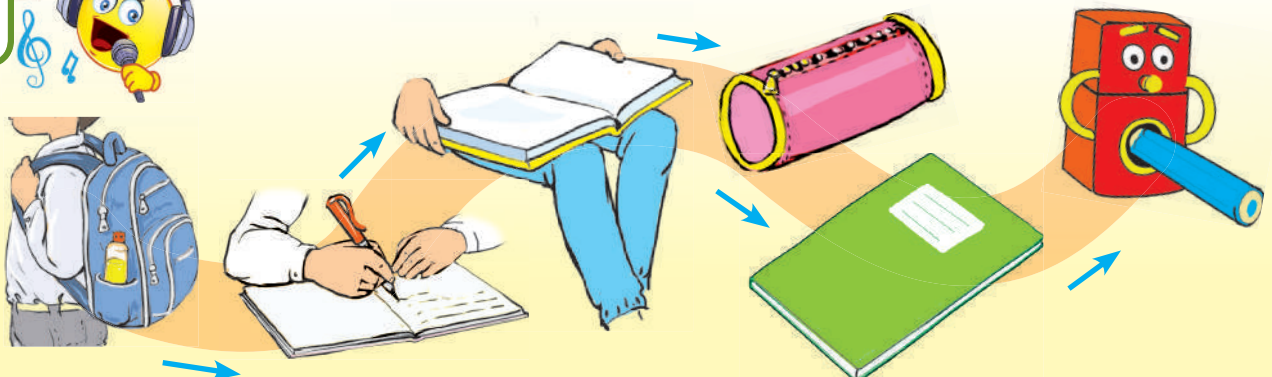


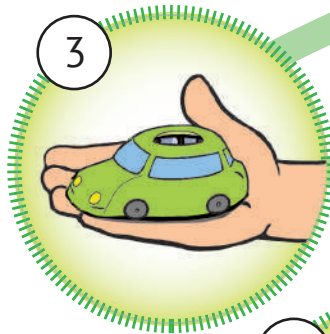


This is Jane.
She is my friend.
It is five o'clock.
Jane is in the room.
She has got a pet.
It is a red fish.





- 1 **Listen and point.** /
Слухай та показуй.
- 2 **Listen and repeat.** /
Послухай та повтори.
- 3 **Point and say.** /
Покажи та скажи.
- 4 **Ask and answer**
in pairs. / У парах
запитуйте, давайте
відповіді.
- 5 **Listen and sing.** /
Послухай та заспівай.



1



2



3



These are my pencils.
I can share them.



Thank you.

Those are my books.



I like books.

What are **these**?



They are my pictures.

What are **those**?



They are my
computer games.

4



5



This is my classroom.
These are my friends.
That is my teacher.
Those are books and pens.

This is a blackboard.
That is a chair.
Pupils and teachers
Are everywhere!



- 1 **Listen and point.** /
Слухай та показуй.
- 2 **Listen and repeat.** /
Послухай та повтори.
- 3 **Point and say.** /
Покажи та скажи.
- 4 **Act out.** / Зіграй роль.
- 5 **Listen and say.** /
Послухай та розкажи вірш.



th

t h e

t h i s

t h e s e

t h e y

t h a t

t h o s e

ar



garden


are, car, garden, star



-er

sharpener

rubber, teacher, sharpener,
ruler, number, paper



This is a rubber.


These are numbers.

They are pupils.
They are in the garden.





That is a ruler.

Those are stars.



- 1 Listen and point. / Слухай та показуй.
- 2 Listen and read. / Послухай та прочитай.
- 3 Copy. / Перепиши.
- 4 Listen and read. / Слухай та читай.
- 5 Read. / Прочитай.



- 1 **Listen and point.** /
Слухай та показуй.
- 2 **Listen and repeat.** /
Послухай та
повтори.
- 3 **Ask and answer
in pairs.** /
У парах запитуйте
та відповідайте.
- 4 **Play the game.** /
Пограй у гру.

1 **Who are those?**

They are Tracy and Luke.

Where are they?

They are in the room.

2 **Who is that?**

That is Vic.

Where is she?

She is in the garden.



Where is Smiling Sam?

Sam is in the ...

Yes, he is. / No, he isn't.



STORY TIME



- 1 Watch and listen. / Подивись відео та послухай.
- 2 Listen and repeat. / Послухай та повтори.
- 3 Point and say. / Покажи та скажи.
- 4 Act out. / Зіграй роль.

Into Your Portfolio

Lessons

9-10




1




- 1 **Make a clock.** / Виготуй годинник.
- 2 **Play the game.** / Пограй у гру.
- 3 **Write the time on your clock.** / Напиши, котра година на твоєму годиннику.

2



3



3



Tick-tock,
goes the clock.
Tick-tock.
What's the time, please?

It's three o'clock.



REVISION




- 1 Listen and say the number. / Послухай та назви номер.
- 2 Play the game. / Пограйте у гру.
- 3 Point, ask and answer in pairs. / У парах показуйте і запитуйте, відповідайте.
- 4 Read. / Прочитай.

3



What is that?



What are those?

That is ...



They are ...

4



Hello, Ben!
My name is Taras.
I am seven. These are
my mum and dad.

That is Olena. She is nice. Those are
my pets. They are clever. I like books
and computers. Do you like pets?

Bye,
Taras



WE ARE HAPPY!

1




2



3



4





3




4

5




How are you?

I am ...



5

- 1 Listen, point and repeat. / Послухай, покажи та повтори.
- 2 Listen and sing. / Послухай та заспівай.
- 3 Listen and point. / Слухай та показуй.
- 4 Listen and repeat. / Послухай та повтори.
- 5 Ask and answer in pairs. / У парах запитуйте та відповідайте.



We are happy!
Come and see.
Look at our
Christmas tree!


Look at Santa –
Teddy bear!
Merry Christmas!
Happy New Year!



They
He
She

are
is

...



- 1 **Listen and sing.** /
Послухай та заспівай.
- 2 **Point and say.** /
Покажи та скажи.
- 3 **Play the miming game.** /
Пограй у гру. Вгадай емоцію,
яку показує однокласник(-ця).



Are you tired?

No, I am not.

Are you sad?

Yes, I am!



1



2



y-



yak

yes, yak, yellow, you

-y

Merry Xmas!



teddy


happy, funny, merry, hungry, Sally,
Tracy, family, granny, daddy, mummy

3



4



Granny,
This is a present for you!
Open and see.
Merry Xmas!
Happy  New Year!
Greg



- 1 Listen and point. / Слухай та показуй.
- 2 Listen and read. / Послухай та прочитай.
- 3 Listen and read. / Послухай та прочитай.
- 4 Read. / Прочитай.
- 5 Write to your granny. / Напиши листівку своїй бабусі.

5






in



on



under



- 1 **Listen and point.** / Слухай та показуй.
- 2 **Listen, point and repeat.** / Послухай, покажи та повтори.
- 3 **Point and say.** / Покажи та скажи.
- 4 **Have a talk.** / Поговори з однокласником(-цею).

pen, pencil case,
ruler, rubber

bag, shelf,
desk, chair

I can't find my ...

Look on / in / under ...

It isn't there.

Look on / in / under ...

Here it is.



1



2



Look at my room
And count with me:



1 book, 2 books and now 3.
4 books, 5 books, 6 books, 7.
8 books, 9 books, 10, 11.
12, 13, 14, 15.
Then 16 and 17.
Now I've got 18, 19.
20 books!


They are red, blue and green!

- 1 **Listen and repeat.** / Послухай та повтори.
- 2 **Say the counting rhyme.** / Розкажи лічилку.
- 3 **Draw your picture and write your rhyme.** / Намалюй малюнок та напиши свій віршик.
- 4 **Show the picture and say your rhyme.** / Покажи малюнок та розкажи свій віршик.
- 5 **Copy the dialogue.** / Перепиши діалог.
- 6 **Play the game.** / Пограй у гру.

3



4



Look at my table
And count with me:
1 pencil, 2 pencils and now 3.
.....
20 pencils!
They are red, blue and green!

5



6



I can't find my ball.

Look in your toy box.

It isn't there.

Look on the chair.

Yes! **Here it is.** Thank you.



1



2



3



ey, ay



grey

they, grey, say, play, Jay, day

oy



boy

boy, toy, joy

4



5



Jay is a boy.
 He has a sister, Sally.
 They play together
 with toys.
 Look, this is a grey plane.
 Jay and his sister say,
 "Grey plane, grey plane,
 Fly in the sky!
 Go to Granny Emily
 And say hello
 From Sally and Jay!"



- 1 Listen and point. / Слухай і показуй.
- 2 Listen and read. / Послухай та прочитай.
- 3 Copy the words. / Перепиши слова.
- 4 Listen and read. / Послухай та прочитай.
- 5 Read. / Прочитай.

1



2



eleven – d


a 20 b 14

c 17 d 11

e 12 f 19

g 13 h 16

i 18 j 15



3



The book is on the shelf.

Number 18.




11



12



13



14



15



16




17



18



19



20

4



1 Listen and point. Then listen and read. /

Слухай та показуй. Тоді послухай та прочитай.

2 Read and match. Then say. / Прочитай та добери. Тоді скажи.

3 Play the game. / Пограй у гру з однокласником(-цею).



4 Copy the numbers from 11 to 15 in words. /

Перепиши назви чисел від 11 до 15 словами.

STORY TIME



- 1 **Watch and listen.** / Подивись відео та послухай.
- 2 **Listen and repeat.** / Послухай та повтори.
- 3 **Point and say.** / Покажи та скажи.
- 4 **Act out.** / Зіграй роль.



Into Your Portfolio

Lessons

9-10

1



I am Santa Claus,
Short and fat.
This is my bag
And this is my cap.

I've got presents
For you, and you, and you.
Merry Christmas!
And a happy New Year, too!



2



3





1

2

3






4



- 1 Listen and repeat. / Послухай та повтори.
- 2 Make Santa Claus. / Виготуй Санта-Клауса.
- 3 Say the rhyme. / Розкажи віршик.

REVISION


1



2




- 1 Listen and say the number. / Послухай та назви номер.
- 2 Play the board game. / Пограй у настільну гру.
- 3 In groups make emotion sheets. / У групах підготуйте аркуші з позначенням емоцій/відчуттів.
- 4 Ask and answer in pairs. / У парах запитуйте та відповідайте.
- 5 Write names on the sheets. / Впишіть імена однокласників(-ць).
- 6 Look and say. / Подивись та скажи.
- 7 Read the letter. / Прочитай лист.
- 8 Write to Santa and draw your picture. / Напиши листа Санті та намалюй для нього малюнок.



How are you?

I am hungry.



*Hello, Santa!
My name is Max.
My mum and granny say
you put presents under the
I like that box of pencils and
those good books. They are nice.
Thank you, Santa. I am very happy!
This is my present for you.
Merry Christmas!
Max*



HOW MANY LEGS?

1



2



a giraffe

a snake

an elephant

a zebra

a hippo

- 1 Listen and point. Then name. / Слухай та показуй. Тоді назви.
- 2 Listen and say. / Послухай та скажи.
- 3 Listen and sing. / Послухай та заспівай.
- 4 Listen. / Послухай.
- 5 Point and say. / Покажи та скажи.
- 6 Copy the animal names in your exercise book. / Перепиши назви тварин у зошит.

3




4



5



a monkey




a parrot

a lion

a crocodile

I'm Ella the Elephant.
I'm big.
I'm grey.
I've got big ears.
I've got **a long nose.**



I'm Zeb the Zebra.
I'm black and white.
I've got stripes.
I've got **four legs.**
I've got **a tail.**



6



a hippo, a monkey,
a snake, a parrot,
a zebra


1



2



3



I'm Croc the Crocodile.
I'm green.
I've got a big **mouth** and big **teeth**.
I've got four **short** legs and a long tail.
I'm **dangerous**.



I'm Siss the Snake.
I'm orange and red.
I've got a long **body**.
I've got no legs.
I'm very dangerous.



I'm Gira the Giraffe.
I'm yellow and brown.
I've got four legs.
I've got a long **neck**.
I'm **tall**.

4

**four** legs

4




5

**I am = I'm****I have got = I've got**

I'm ...
I'm ... and ...
I've got ... and ...

- 1 Listen and point. / Слухай та показуй.
- 2 Listen and repeat. / Послухай та повтори.
- 3 Point and say. / Покажи та скажи.
- 4 Draw and write. / Намалюй та напиши.
- 5 Present your animal. / Представ свою тваринку.





3 **th**
three



mouth
tooth



thanks, tooth,
three, mouth



ee

tree

three geese, nine teeth,
big feet, a green tree



tooth - teeth



foot - feet



I can see a goose.
It is grey.
It has got a long neck.
It has got 2 legs.




- 1 Listen, point and repeat. / Послухай, покажи та повтори.
- 2 Listen and read. / Послухай та прочитай.
- 3 Copy three words with 'th' and 3 words with 'ee'. / Перепиши 3 слова з 'th' та 3 слова з 'ee' у зошит.
- 4 Listen and read. / Послухай та прочитай.
- 5 Read. / Прочитай.

These are geese.
They are black.
They have got long necks.
They can run and swim.
They can fly, too.

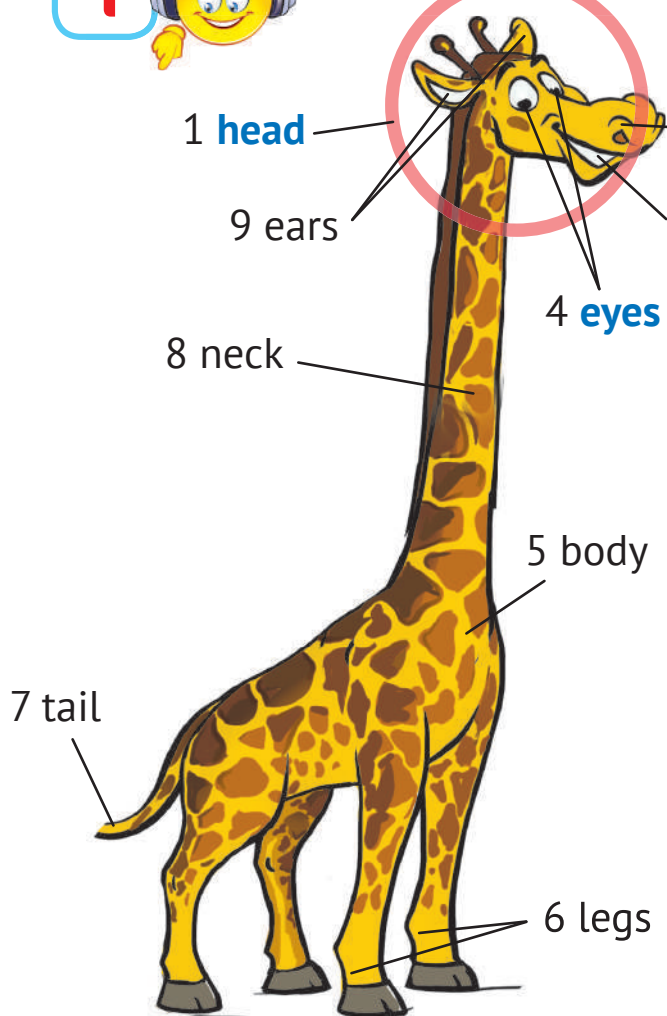




1



2



2 nose

3 mouth

4 eyes

8 neck

5 body

6 legs

7 tail

1 head

9 ears

1 head

9 fingers

8 hand

7 neck

6 body

2 arm

5 toes

3 legs

4 feet



3



4

1

one

2

two



5

I have got one head.
I have got one nose.
I have got two hands.
I have got two legs.

- 1 Listen and point. / Слухай та показуй.
- 2 Point and name. / Покажи та назви.
- 3 Listen and read. / Послухай та прочитай.
- 4 Copy the sentences. / Перепиши речення.
- 5 Make your body poster. / Виготуй свій плакат із підписами частин тіла.



Head and **shoulders**, **knees** and toes...





And eyes, and ears, and mouth, and nose...



1 I've got one **head** / **hand**.
2 I've got two **toes** / **legs**.
3 I've got ten **fingers** / **ears**.

4 I've got **big** / **small** teeth.
5 I've got a **long** / **short** neck.
6 I've got no **tail** / **nose**.



How many?



How many ... have you got?

I've got

- 1 **Listen, point and repeat.** / Слухай, показуй та повторюй.
- 2 **Listen and sing.** / Послухай та заспівай.
- 3 **Touch and name.** / Доторкнись і назви.
- 4 **Choose the words and copy the sentences.** / Вибери слово і переписи речення.
- 5 **Listen and sing.** / Послухай та заспівай.
- 6 **Ask and answer in pairs.** / У парах запитуйте та відповідайте.

1



2




3



Gira 9 giraffe



a dangerous crocodile, orange



ph

elephant



photo, photographer, Phil, elephant



ou, ow



mouth



brown

brown, cow, mouth, mouse, house

4



5



ZOO PHOTOS

This is Gira the giraffe.
It is orange and brown.
Gira has got four long legs
and a long neck.
It likes green trees.



That is Phil the elephant.
It is very big. It has got
big ears and a long nose.
Phil has got four legs
and one tail.


- 1 Listen and point. / Слухай та показуй.
- 2 Read. / Прочитай.
- 3 Copy the words. / Перепиши слова у зошит.
- 4 Listen and read. / Послухай та прочитай.
- 5 Read. / Прочитай.

1



How many ... can you see?

I can see



2



Has it got a tail?

Yes, it has.

How many legs has it got?

It has got four legs.

Is it grey?

No, it isn't.

Can it swim?

Yes, it can.

Is it green?

Yes, it is.

Is it a crocodile?

Yes, it is!



- 1 Ask and answer in pairs. / У парах запитуйте та відповідайте.
 2 Play the guessing game. / Пограйте в гру на відгадування.

STORY TIME

1




2



3




4



Look, Tracy!
Coconuts and
monkeys.

1

Monkeys are
funny. Are they
dangerous?



2

I don't know.
Maybe.



3

What other animals
live in Africa?

Let's see:
parrots,
crocodiles,
zebras,
elephants,
lions,
giraffes and
snakes. A lot
of snakes.



4

I'm scared.
Snakes are
dangerous.

Yes, we must
be careful.



5

- 1 Watch and listen. / Подивись відео та послухай.
- 2 Read. / Прочитай.
- 3 Point and say. / Покажи та скажи.
- 4 Act out. / Зіграй роль.

Into Your Portfolio

Lessons
9-10



MONSTER RAP


I've got six long fingers.
I've got nine short toes,
I've got three eyes,
I've got four ears
And just one green nose.



This is my monster.
Its name is ...
It has got and
It is very ...



- 1 **Listen and sing.** / Послухай та заспівай.
- 2 **Read.** / Прочитай.
- 3 **Draw your monster.** / Намалюй свого монстрика.
- 4 **Tell the class about your monster.** / Розкажи класу про свого монстрика.
- 5 **Make an animal.** / Виготуй тваринку.
- 6 **Tell the class about your animal.** / Розкажи про свою тваринку.
- 7 **Write about your animal.** / Напиши про свою тваринку.



REVISION

1



2



Is it a giraffe?



WHAT ANIMAL IS IT?

It is big. It has got big eyes.
It has got a small head.
It has got a long neck.
It has got a short tail.
It has got four legs.
It cannot fly. It can run.
It likes trees.

Yes, it is!



3



WHAT ANIMAL IS IT?

It is ...

It has got ...

It has got ...

It cannot ...

It has got ...

It can ...

Answer _____

- 1 **Listen and find.** / Послухай та знайди.
- 2 **Read.** / Прочитай.
- 3 **Write and ask your classmate.** /
Напиши та запитай свого
однокласника(-цю).
- 4 **Ask and answer in pairs.** /
У парах запитуйте та відповідайте.

4



How many can you see?


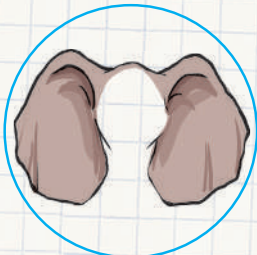


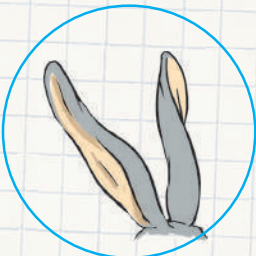

I can see

dangerous
big
small
tall

animals

long
short
big
small

tails
necks
legs
arms
eyes
ears
noses



DOING THINGS

1



2



3



1



2



3



4



5



6



7



8



9



10



4



bathroom



face



clothes

5



WASH MY FACE



CLEAN MY TEETH



PUT ON MY CLOTHES



GO TO SCHOOL



- 1 Listen and point. / Слухай та показуй.
- 2 Listen and mime. / Слухай та показуй мімікою та жестами.
- 3 Mime and say. / Покажи мімікою та скажи.
- 4 Listen and repeat. / Послухай та повтори.
- 5 Listen and sing. / Послухай та заспівай.

1



wake up



get up



catch a bus



have lunch


2




3




4




Monday




Tuesday




Wednesday



Thursday



Friday



Saturday

Sunday

- 1 Listen and repeat. / Послухай та повтори.
- 2 Listen and point. / Слухай та показуй.
- 3 Listen and sing. / Послухай та заспівай.
- 4 Point and say. / Покажи та скажи.

1



2



3



teacher

ea



eat

read, clean, tea, please, eat, meat, teacher, speak



pudding

ng



swing

long, song, sing, pudding, swing, English, morning, evening

4



I



my

you



your

5



It is Sunday today. No school!
Wake up! Sing your morning song.
Get up! Clean your teeth. Eat your pudding.
Drink your tea. Read your book.
Swim in the pool. It's cool!
Hooray!




- 1 **Listen, point and repeat.** / Слухай, показуй та повторюй.
- 2 **Listen and read.** / Послухай та прочитай.
- 3 **Copy the words.** / Перепиши слова.
- 4 **Listen and read.** / Послухай та прочитай.
- 5 **Read.** / Прочитай.
- 6 **Copy and fill in the gaps.** / Перепиши, заповнюючи пропуски.

6



my name
my family
... song
... teacher
... house

your name
your family
... song
... teacher
... house



- 1 Listen and sing. / Послухай та заспівай.
- 2 Point and say. / Покажи та скажи.
- 3 Say and mime. / Скажи та покажи мімікою та жестами.

1



2



1



2



3



4



5



6

- ☐ He is sleeping.
- ☐ She is putting on her clothes.
- ☐ He is eating.

- ☐ She is looking at photos.
- ☐ He is cleaning his teeth.
- ☐ She is making faces.

3



You are a frog.



I'm a frog.
I am hopping like a frog.

- 1 Listen, point and repeat. / Послухай, покажи та повтори.
- 2 Read and match. / Прочитай та добери.
- 3 Play the game. / Пограй у гру.

1



2



3



talk

alk

walk



all

ball

small, tall, ball



monkey

0

brother, mother, love, Monday, monkey

1 Listen, point and repeat. / Слухай, показуй та повторюй.

2 Listen and read. / Послухай та прочитай.

3 Copy the words. / Перепиши слова.

4 Listen and read. / Послухай та прочитай.

5 Read. / Прочитай.

4



5



It is a Monday evening.

Look, this is my family. My father is sitting. He is reading a book. My mother is talking on the phone. My brother is playing computer games. I am playing with my doll. My doll is pretty. It can walk. Listen, it is speaking, "I love you. I love you."

1



2



3



4



1



2



3



4



5



6

Is he fishing?

Yes, he is.

No, he isn't.

1 Listen and point. / Слухай та показуй.

2 Listen and say the chant. / Послухай та розкажи римівку.

3 Mime and say the chant. / Покажи мімікою та розкажи римівку.

4 Ask and answer in pairs. / У парах запитуйте та відповідайте.

STORY TIME

1



2



3



1



What are you doing, Mum?

I'm looking at the photos from Africa.

Let me see.

Look! My brother is looking at the monkeys.

2



Who is this?

What's your dad doing here?

Wow! A crocodile.

3



4



5



And is your mum swimming in that river?

6



Wow, that looks good!

7



4



5



- 1 Watch and listen. / Подивись відео та послухай.
- 2 Listen and repeat. / Послухай та повтори.
- 3 Read and answer. / Прочитай та дай відповіді.
- 4 Point and say. / Покажи та скажи.
- 5 Act out. / Зіграй роль.

Into Your Portfolio

Lessons
9-10

1



2



MORNING CHANT

Get up quickly,
Make your bed,
Drink some tea,
Eat an egg,
Wash your face,
Brush your teeth,
Time for school,
Let's write and read!



3



4



MY PICTURE BOOK



I am getting up.



I am making my bed.

- 1 Listen and sing. / Послухай та заспівай.
- 2 Draw what you do in the morning. / Намалюй дії, які виконуєш зранку.
- 3 Make your picture book. / Виготуй книжечку з малюнками.
- 4 Comment on your pictures. / Прокоментуй свої малюнки.

REVISION

1



2



1




What's the time?
Two o'clock!
It's lunchtime.

Jessica! Luke!
Elliot!



2



3



- 1 **Listen and find.** / Послухай та знайди.
- 2 **Copy the names and put the numbers.** /
Перепиши імена та вкажи номер
відповідного малюнка.
- 3 **Copy the days of the week.** /
Перепиши дні тижня.
- 4 **Play the guessing game.** /
Пограй у гру на відгадування.
- 5 **Ask and answer in pairs.** /
У парах запитуйте та відповідайте.
- 6 **Read and match.** /
Прочитай та добери фото.

Luke
Elliot
Jessica

☐
☐
☐

3



4



Is it Wednesday?

No, it isn't.



Sunday
Monday
Tuesday
Wednesday
Thursday
Friday
Saturday

5



Is he looking at photos?



Yes, he is.
No, he isn't.



6



Greg is looking at the photos.



3



1

Photo ☐ He is riding a bike with Max.

Photo ☐ Greg is walking in the park with his mum.



4

Photo ☐ Dad is talking over the phone.

Photo ☐ He is putting on clothes.

Photo ☐ Greg is swinging with Bill and Mary.



2



5

DO YOU LIKE CARROTS?

1



2



Come to my birthday party, Ben.



I'm seven.

1


A birthday party?
How old are you?

Happy birthday!



2

Do you like
fruit salad?



Yes, I do!

Can I have some
lemonade?



3

Here you are.

3



4



chicken



lemonade



juice



sweets



fruit



yogurt



sandwich



cake



pizza




salad

Do you like ...?

Yes, I do. / No, I don't.



Chicken, chips, soup and eggs.
Do you like fish?
Chicken, chips, soup and eggs.
I don't like fish.



Cheese and bread, rice and cake.
Do you like milk?
Cheese and bread, rice and cake.
Yes, I like milk!



Yes, I do. / No, I don't.


- 1 **Listen and point.** / Слухай та показуй.
- 2 **Listen and repeat.** / Слухай та повторюй.
- 3 **Listen, point and repeat.** / Слухай, показуй та повторюй.
- 4 **Ask and answer in pairs.** / У парах запитуйте, давайте відповіді.
- 5 **Listen and sing.** / Послухай та заспівай.
- 6 **Copy and write.** / Перепиши питання, напиши відповіді.



Do you like sweets?
Yes, I do.



Do you like salad?



Do you like eggs?



Do you like fish?



Do you like lemonade?



Do you like milk?



apple



banana



pear



strawberry



cherry



orange



In the garden, in the garden
We have a **picnic** in the garden.

I have apples, apples, apples.

I have pears, pears, pears.

You have cherries, cherries, cherries
And strawberries.

In the garden, in the garden
We have a picnic in the garden.

an + a, e, i, o, u

This is **an** egg.

This is **a** banana.



Can I have **a** banana?

Thank you.

Here you are.



1 This is a sandwich.

2 I've got ___ pear.

3 It's ___ orange.

4 That is ___ cherry.

5 I haven't got ___ apple.


6 This is ___ strawberry.

- 1 **Listen, point and repeat.** /
Слухай, показуй та повторюй.
- 2 **Point and say.** / Покажи та скажи.
- 3 **Listen and sing.** / Послухай та заспівай.
- 4 **Ask and answer in pairs.** /
У парах запитуйте та відповідайте.
- 5 **Copy and write 'a' or 'an'.** /
Напиши речення з артиклями 'a' або 'an'.

1



2



chicken

ch

chips, **ch**erry, **ch**air,
teacher, **ch**ease,
lunch, sandwich

3



4



KIDS' MENU

FOOD

chicken
fish
rice
eggs
carrots
tomatoes

DESSERTS

cheesecake
ice cream
yogurt
banana
apple
fruit salad

DRINKS

orange juice
lemonade
tea
milk
hot chocolate



I'm hungry.
I am looking at the menu.
I like chicken and rice.
I like carrots, too. I don't
like fish or eggs. I like
cheesecakes. **I like hot
chocolate but I don't
like milk.**

I like fish and eggs.
I don't like carrots.
I like ice cream
but I don't like
cheesecakes. I like
lemonade but I don't
like hot chocolate.



5



I'm hungry.
I'm looking at the menu.
I like ...
I don't like ...

- 1 Listen and read. /
Послухай та прочитай.
- 2 Read. / Прочитай.
- 3 Listen and read. /
Послухай та прочитай.
- 4 Read. / Прочитай.
- 5 Write. / Напиши.

1



carrot



cucumber



mushroom



tomato





pepper



potato

2



3



4



Yes, here you are.
Three tomatoes, please.

Thank you.

Can I have three
tomatoes, please?

1

2

- 1 Listen, point and repeat. / Слухай, показуй та повторюй.
- 2 Listen and sing. / Послухай та заспівай.
- 3 Listen and repeat. / Слухай та повторюй.
- 4 Act out. / Зіграй роль.

Can I have
2 cucumbers?


3

Sorry, no cucumbers.

1



Bananas for **breakfast**,
Bananas for **lunch**.
I like bananas!
Munch, munch, munch!



Bananas for **dinner**,
Before going to sleep.
I like bananas!
They are so sweet!


2



3



BREAKFAST



LUNCH



DINNER




4




5



I eat ... for breakfast.
I drink ... for breakfast.
... for lunch.
... for dinner.



- 1 **Listen and say the chant.** / Послухай та розкажи римівку.
- 2 **Listen and point.** / Слухай та показуй.
- 3 **Listen and repeat.** / Послухай та повтори.
- 4 **Draw your food.** / Намалюй те, що ти їси протягом дня.
- 5 **Tell the class about your meals.** / Розкажи про свої сніданок, обід та вечерю.



white

wh

what, where, when

When do you get up?

What do you like?

Where is your house?



girl

ir, er, ur

bird, girl, her, surname

bird



1 **Listen and point.** /
Слухай та показуй.

2 **Listen and read.** /
Послухай
та прочитай.

3 **Listen and read.** /
Послухай
та прочитай.

4 **Read and answer.** /
Прочитай та дай
відповіді
на запитання.



Hello. My name is Max.

My surname is White.

I am Tim's friend.

It's lunchtime and I am
having fish and chips for
lunch. But I don't like fish.
I like chicken. In the
morning I like milk and a
sandwich. I don't like eggs
in the morning.

For dinner I like rice and
tomatoes. I like tea and a
cake for dinner, too.


- 1 What does Max like for breakfast?
- 2 What does he like for lunch?
- 3 What does Max like for dinner?



Jelly is yummy,
Jelly is sweet.
Willy likes yellow jelly to eat.
Jelly on potatoes,
Jelly on rice...
Willy likes jelly. It is very nice!



Tracy likes hot chocolate.




Does Tracy like yogurt?

No, she doesn't.

Does she like hot chocolate?

Yes, she does.




Ann likes ... for breakfast.
She likes ... for lunch.
She likes ... for dinner.

- 1 **Listen and say the chant.** / Послухай та розкажи римівку.
- 2 **Listen and point.** / Слухай та показуй.
- 3 **Look and say.** / Подивись та скажи.
- 4 **Ask and answer in pairs.** / У парах запитуйте та відповідайте.
- 5 **Make cards. Then ask and answer.** / Виготуйте карточки. Тоді запитуйте та відповідайте.
- 6 **Write and say.** / Напиши та розкажи.

STORY TIME



Luke's going to the shop.



He's buying a mango, two bananas, three oranges, three lemons and a box of vanilla ice cream.



Luke's going home.



He takes a banana.



He's eating the banana. Yummy!



He meets Pete.
"Let's play football."



Luke's playing football.



The sun is shining. It's hot.



Oh, no! The ice cream!



A mango, two bananas,
three oranges and lemons, too.
I can make a sundae.
What about you?

Ref.:

African dream, African dream:
Lots of fruit, lots of ice cream!

Mix the fruit, one, two, three.
It's very good as you can see.

Ref.


AFRICAN DREAM




- 1 **Watch and listen.** / Подивись відео та послухай.
- 2 **Listen and read.** / Послухай та прочитай.
- 3 **Point and say.** / Покажи та скажи.
- 4 **Act out.** / Зіграй роль.
- 5 **Listen and sing.** / Послухай та заспівай.

Into Your Portfolio

1



1



2



4



3

2



Do you like bananas?


No, I don't.

Do you like ice cream?

Yes, I do.



3



She likes ice cream and ...
She doesn't like bananas.


- 1 **Make a plate and cards with food.** / Виготуй тарілку та карточки з малюнками їжі.
- 2 **Ask and answer in pairs.** / Запитуйте та відповідайте в парах.
- 3 **Tell the class what your partner likes and doesn't like.** / Розкажи про те, що любить або не любить їсти твій партнер(-ка).

REVISION

1




Fruit Face



The eyes are oranges.

Vegetable Face



The nose is a carrot.

2



3



4



Do you like ...?

Yes, I do. / No, I don't.

Name	cucumbers		carrots		oranges	
Ben	✓		✓		✓	
Ann		✓	✓		✓	

Ben likes cucumbers.

But Ann doesn't like cucumbers.


- 1 Draw and say. / Намалюй та скажи.
- 2 Draw the table. / Намалюй таблицю.
- 3 Ask and answer. / Запитуйте та відповідайте.
- 4 Tell the class about your mates. / Розкажи про своїх однокласників(-ць).
- 5 Play the game. / Пограй у гру.
- 6 Listen and match. / Послухай та добери.
- 7 Read and answer. / Прочитай та дай відповідь.



Let's play a shopping game.



Can I have a cake, please?



Yes, here you are.



It's your turn.



Sorry, no oranges.



Can I have ...?



I win!

Well done!



Liz, Nick, Ben and Vic are at school.
It is lunchtime.

Look at Liz. This is her lunch.
What does she like?

She likes chicken and salad.
She likes cheesecake and tea, too.

Look at Nick.

Does he like cakes?
No, he doesn't.

He likes yogurt and milk.
He likes sandwiches, too.

Look at Vic and Ben.
What do they like?

SEASONS AND CLOTHES

1



It's cold.

It's hot.



It is raining.



It is snowing.

- 1 **Listen and point. Then repeat.** / Слухай та показуй. Потім повтори.
- 2 **Listen and sing.** / Послухай та заспівай.
- 3 **Listen and repeat.** / Послухай та повтори.
- 4 **Point and say.** / Покажи та скажи.
- 5 **Ask and answer.** / Запитуйте та відповідайте.

2



Spring is green.



Summer is bright.



Autumn is yellow.




Winter is white.

3



4



5



When is your birthday?

It's in ...



1 **It is sunny.**

Jump and run,
Ride a bike,
It is fun.




2 It is hot,
The sea is blue.
I can swim,
And so can you!



3 It is raining,
Watch TV,
Stay at home,
Drink some tea!



4 It is cold.
Skate and **ski,**
Make a snowman,
Look at me!



☐ winter

☐ spring

☐ summer

☐ autumn



Spring is green.
It is sunny.
I can ride a bike.



- 1 Listen and read. / Послухай та прочитай.
- 2 Read and match. / Прочитай та добери.
- 3 Listen and sing. / Послухай та заспівай.
- 4 Sing and mime. / Співай та показуй рухами.
- 5 Draw and say. / Намалюй та розкажи.



1



2

8

eight

ght

night, bright,
eight, eighteen,
right, light

Good night.
Sleep tight.
And wake up bright
In the morning light!



3



4

- 1 It is sunny. It is hot. You can jump, run and swim.
- 2 It is cold. Children can ski and skate.
- 3 It is raining. Stay at home and read a book.
- 4 It is not hot. But the sky is blue. It is sunny.
The birds are singing.

- ☐ It's winter.
☐ It's spring.
☐ It's summer.
☐ It's autumn.

- 1 **Listen and point.** / Слухай та показуй.
- 2 **Listen and read.** / Послухай та прочитай.
- 3 **Listen and read.** / Послухай та прочитай.
- 4 **Read and match.** / Прочитай та добери пору року.
- 5 **Read and tell the class what season you like.** / Прочитай та розкажи про пору року, яку любиш.



5

– What season do you like?
– I like summer. It is hot
and sunny. I can ride a bike.
I can fly a kite. I can jump and run.
I can swim, too. **I have holidays
in summer.** I can go with my mum
and dad to my granny!



1



2




3



It's Tuesday.
Tracy is counting:
one, two, three, four, five, six.
In six days she is going on holiday.



TRACY'S CLOTHES



Tracy is packing her suitcase.
What is she putting in her suitcase?

- 1 Listen and read. / Послухай та прочитай.
- 2 Listen and repeat. / Послухай та повтори.
- 3 Listen and point. / Слухай та показуй.
- 4 Listen and repeat. / Послухай та повтори.
- 5 Listen and point. / Слухай та показуй.
- 6 Point and name. / Покажи та назви.
- 7 Make and write. / Утвори речення та напиши їх.

Her T-shirt is pink.



His T-shirt is red.



4



5



6



Luke is packing his suitcase.

What is he putting in his suitcase?

LUKE'S CLOTHES



7



Her	T-shirt	is	red.	His	cap	is	yellow.
	jacket		pink.		T-shirt		white.
	bikini		brown.		jacket		blue.
Her	sandals	are	orange.	His	shorts	are	black.
	jeans		violet.		jeans		green.
	trainers		blue.		trainers		orange.

1



trousers



socks



sweater



dress



shoes



boots



scarf



hat

2



3



Fred



Jane

Ron

Pam

4



What are you
wearing today?

I am wearing a blue
T-shirt and a green scarf.

I'm wearing green trousers
and black shoes. What are
you wearing today?

I am wearing a pink dress. I am
wearing white socks and pink shoes.

- 1 Listen and point.
Then repeat. / Слухай та показуй. Потім повтори.
- 2 Listen and sing. /
Послухай та заспівай.
- 3 Listen again and find
a child. / Послухай та
знайди відповідну дитину.
- 4 Have a talk. /
Поговоріть удвох.



ir



shirt



skirt

Her skirt is blue.

His shirt is white.

My sweater is yellow.

My scarf is red.

My shoes are grey.

oa



coat



raincoat

His coat is brown.

Her raincoat is yellow.



ear, air, ere

bear

hair



wear, bear,
chair, hair,
where



- 1 Listen and point. / Слухай та показуй.
- 2 Listen and read. / Послухай та прочитай.
- 3 Read. / Прочитай.
- 4 Listen and point. / Слухай та показуй.
- 5 Read. / Прочитай.

– What is he wearing?

– He is wearing black jeans.

– What is she wearing?

– She is wearing a white dress.

– Where are her socks?

– They are on the chair.

– Where are his boots?


– They are under the chair.



1



2



It is sunny.



It is raining.



It is cold.



3



Are you wearing green socks?

No, I'm not.

Are you wearing blue socks?

Yes, I am!



- 1 Listen and point. / Слухай та показуй.
- 2 Read and match. / Прочитай та добери.
- 3 Play the guessing game. /
Пограйте у гру на відгадування.

STORY TIME




- Mum! What are you doing, Mum?
- I'm making sandwiches.



- Dad! Dad?
- Yes? I'm checking the tyres.



- Where is Luke?
- Luke! Luke!



- I'm looking for Kiki.
- Kiki! Kiki!



- Look! She is sitting in the tree.



- Dad is putting the suitcases in the car.



- Off we go!
- Where is the key?
- Oh, no! In my jacket.



- And where is the jacket?
- In the suitcase.



- 1 **Watch and listen.** / Подивись відео та послухай.
- 2 **Listen and read.** / Послухай та прочитай.
- 3 **Point and say.** / Покажуй та говори.
- 4 **Act out.** / Зіграй роль.

Into Your Portfolio

Lessons
9-10

1



I put on my hat.
I put on my shoes.
I put on my shirt.
I'm ready to move!
Ref.: Move to the left!

Move to the right!
I put on my dress.
I put on my shoes.
I put on my gloves.
I'm ready to move!

Ref.


I put on my socks.
I put on my shoes.
I put on my pants.
I'm ready to move!

Ref.

I put on my skirt.
I put on my shoes.
I put on my coat.
I'm ready to move!
Ref.

- 1 **Listen and sing.** / Послухай та заспівай.
- 2 **Listen and point. Then repeat.** / Слухай та показуй. Потім повтори.
- 3 **Draw and make your chant.** / Намалюй і склади свою римівку.
- 4 **Say your chant.** / Розкажи свою римівку.
- 5 **Draw your doll's collection for all the seasons.** / Намалюй колекцію одягу на всі пори року для своєї ляльки.
- 6 **Tell the class what you put on your doll.** / Розкажи, у що ти одягаєш ляльку в різні пори року.

2



Red hat, white shirt,
Blue jeans, black shoes.

3



4



Green hat,
Pink skirt,
.....



5




6



In spring I put ...
on my doll.
I put ... and ..., too.
In summer ...



REVISION



What season do you like?



spring	summer	autumn	winter
✓ ✓	✓ ✓ ✓ ✓	✓	✓ ✓ ✓

- 1 **Listen.** / Послухай.
- 2 **Copy. Listen again and draw.** / Перемалюй схему. Послухай ще раз та намалюй у схемі.
- 3 **Tell the class about your pictures.** / Розкажи про свої малюнки.
- 4 **Copy the table.** / Відтвори табличку.
- 5 **Ask 10 mates what season they like.** / Опитай десятих однокласників(-ць) про улюблену пору року.
Tick their answers. / Познач їхні відповіді у таблиці.
- 6 **Tell the class about your mates.** / Розкажи про вподобання однокласників(-ць).
- 7 **Ask and answer in pairs.** / У парах запитуйте та відповідайте.
- 8 **Read and answer.** / Прочитай та дай відповідь.

6



Four classmates like summer.
Three ...

7



What is Jeff wearing?

He is wearing a white shirt,
black trousers and black shoes.



Jeff



Dan Fred



Ann



Kate



Betty

Mike

8



WINTER MORNING



It's a winter morning. I like winter.
I am putting my green coat and
my brown boots on. Where is my
hat? Oh, it's on my bed.

It's cold. But it's sunny. The sky is
blue. The sun is yellow. The snow
is white. I can make a snowman!



Look! Bob and I are making
a snowman. It is funny!
Do you like it?

**I CAN
DO IT!**

I CAN:

- ✓ say words
- ✓ make sentences
- ✓ ask and answer
- ✓ sing songs
- ✓ play games
- ✓ describe pictures
- ✓ read stories
- ✓ write words and letters to friends





Goodbye Song

One, two, three,
Three, two, one,
I love English,
It is fun.

Four, five, six,
Six, five, four,
Numbers, toys,
And there is more.

Colours, pets and animals,
Jungle, forest and a farm,
Breakfast time,
Time for school.

It's so fine,
It's so cool.
Seven, eight, nine and ten.
SEE YOU NEXT YEAR,
BYE TILL THEN!



Audio Scripts

STARTER NICE TO SEE YOU AGAIN!

Lesson 1 page 6 task 1

Hello, I am Smiling Sam!
Remember me?
Here are my friends
As you can see.
Look at number four –
Who is she?
Look at number two –
Who is he?
Look at them and say:
Who are they?

page 7 task 3

A, B, C, D, E, F, G –
Say 'Hello!'
And smile with me!

G, F, E, D, C, B, A –
Say 'Goodbye!'
And go away!

Lesson 3 page 9 task 3

Let's remember all the letters:
A, B, C, D, E, F, G
Let's remember all the letters:
H, I, J, K, L, M, N, O, P
Let's remember all the letters:
Q, R, S, T, U, V
Let's remember all the letters:
W, X, Y and Z!

UNIT 1 HERE'S MY FAMILY

Lesson 1 page 12 task 1

Tracy: Hello! My name is Tracy. My surname is Click.
Luke: Hi! My name is Luke. My surname is Click, too. Tracy is my sister.
Mother: My name is Greta. Tracy and Luke are my children.
Father: My name is Mick. Mick Click – that's me. Tracy and Luke are my children, too.
Cat: My name is Kiki. My surname is ... I don't know. Miaow.

Lesson 2 page 14 tasks 1, 2

Tracy: Hi, everybody! Remember me?
I'm a girl. My name is Tracy.

I'm a pupil as you can see.
I'm seven. I like TV.
Luke: I am not seven. I am eight.
I am a boy and that is great.
My name is Luke. I'm a pupil, too.
I like books. What about you?

Lesson 3 page 15 task 1

pig, mum, ten, dog, dad

task 2

cat, sad, jam; up, fun, run; fox, got,
hop; six, big, his; red, hen, pet

task 3

Am, and, Ann, Sam, ant, stand, clap, has.
Jump, run, duck, mum, up.
Bob, ox, doll, frog, Tom, Ron.
Is, Jim, milk, Tim, swim, pink.
Ben, Ted, Ed, bell, pen, Fred.

Lesson 6 page 18 task 1

a [eɪ] – name, Kate
cat – Kate, jam – Jane,
dad – game, Sam – name.
i [aɪ] – like, bike
six – five, his – kite,
sit – ride, pig – nice

task 2

Name, game, cake, Kate, snake,
plane, take, table, case, Jane.
Like, kite, ride, bike, nine, nice,
smile, five, Mike, I.

Lesson 7 page 19 task 1

Here is a family tree.
Look, this is Jim Martin. He is Tracy's uncle. Mr Martin is a doctor. (pause)
This is Mrs Martin. She is Tracy's aunt. Mrs Martin is a teacher. (pause)
Pam Martin is a little girl. She is five. (pause)
Tom Martin is Pam's brother. He is a big boy. He is nine. (pause) Tom and Pam are Tracy's cousins. (pause)
Rose Martin is Pam and Tom's granny. (pause)
Bill Martin is Pam and Tom's grandad. (pause) They are Tracy's granny and grandad, too.

tasks 4, 5

Greta: My name is Greta. I'm a vet.
I am at work helping a cat.
MIAOW!

Mick: I'm at work.
My name is Mick.
I'm a photographer.
Click! Click! Click!

Luke: I'm at school
As you can see.
Here's my test.
Please help me!

Lesson 8 STORY TIME page 20 task 1

SUZY IS LOST

Suzy: huu...
Tracy: Hello.
Suzy: Hello.
Tracy: What's your name?
Suzy: Suzy.
Tracy: What's your surname?
Suzy: White.
Tracy: OK, Suzy White. Where is your mummy?
Suzy: I don't know.
Tracy: Where is your daddy?
Suzy: At work. Huu..
Tracy: Where is your brother?
Suzy: At home.
Tracy: Where is your home?
Suzy: I don't know.
Tracy: OK. That's my house. Let's go.
How old are you, Suzy?
Suzy: I am four.
Tracy: You are a big girl. Do you like ice cream?
Suzy: Yes!

Lessons 11-12 REVISION page 23 task 3

Suzy: What's your name?
Tracy: Tracy.
Suzy: What's your surname?
Tracy: Click.
Suzy: How old are you?
Tracy: I am seven.
Suzy: Where is your mummy?
Tracy: At work.
Suzy: Where is your daddy?
Tracy: At work, too.
Suzy: Where is your brother?
Tracy: At school.
Suzy: Do you like ice cream?
Tracy: Yes.

UNIT 2 MY FRIENDS Lesson 1 page 24 tasks 1, 2

One, two.

One, two, three.
I like my friend
And she likes me.

We laugh together.
We go to school.
We sing a song.
We swim in the pool! Splash!

One, two.
One, two, three.
I like my friend
And she likes me.

We play together.
We jump and run.
We ride a bike.
It's really fun! Yippee!

One, two.
One, two, three.
I like my friend
And she likes me.

Lesson 4 page 28 **task 2**

Liz: Who is your friend?
Kate: My best friend is Rosie.
Vic: Rosie? Who is she?
Kate: It is my pet.
Liz: Is it a dog?
Kate: No, it isn't. It's a cat. It is
clever and nice.
Liz: It is funny, too!

Lesson 5 page 29 **task 1**

Tracy: My best friend is Monica. She
is clever.
Monica: My best friend is Tracy. She
is funny. She is pretty, too.
Luke: My best friend is David. He is
tall. He is a good friend.
David: My best friend is Luke. He is
not tall. He is short. He is clever.
Suzy: My best friend is my doll
Stella. She is very pretty. She is
clever, too. She can say 'Hello.'
Pete: My best friend is my dog
Prince. He is big and very clever.

Lesson 7 page 31 **task 1**

Smiley: This is my friend Taras. Taras
likes computer games. He likes
Santa Claus and football. He likes
parrots. Taras likes ice cream,
too. This is my friend Olenka.
She likes books and bikes.

Olenka likes birthday parties and
cakes. She likes dogs, too.

Lesson 8 STORY TIME page 32 **task 1**

Suzy: Who is this?
Tracy: My mum. She is a vet. She is
nice.
Suzy: My mum is nice, too. She is a
teacher. Who is this?
Tracy: My dad. He is a photographer.
He is funny.
Suzy: My dad is not funny. He is a
doctor. And who is this?
Tracy: My brother Luke. He is very
clever. He likes books.
Suzy: Is this your sister?
Tracy: No, this is my friend Monica.
She is clever, too. She likes
computer games.

(The door opens)

Suzy: Pete!
Pete: Suzy!
Suzy: This is my brother, Pete. He is
a big boy.
Tracy: Hello, Pete. I'm Tracy.
Pete: Hello, Tracy. Suzy, let's go
home. Mum is looking for you.
Tracy: Where is your home?
Pete: At number ten, the new house.
Bye!
Tracy: Goodbye!

Lessons 11-12 REVISION page 35 **task 1**

- A This is my best friend Kristina.
She is pretty. She likes dolls.
(pause)
- B Meet my friend Ann. She is
clever. She likes books. *(pause)*
- C This is my best friend Pete. He is
clever. He likes cars. *(pause)*
- D This is my best friend Max. He is
nice. He likes planes. *(pause)*
- E This is my best friend Meg. She is
funny. She likes teddy bears. *(pause)*
- F Meet my friend Greg. He is clever.
He likes bikes. *(pause)*

UNIT 3 IN MY CLASSROOM

Lesson 1 page 38 **task 1**

Girls and boys,
Point to the door.
Girls and boys,
Touch the floor.

Girls and boys,
Point to a chair.
Girls and boys,
Touch your hair.

Girls and boys,
Point to the window.
Girls and boys,
Say 'Goodbye' and go.

page 39 **task 4**

1 – blackboard, 2 – table, 3 – chair,
4 – window, 5 – door, 6 – clock, 7 –
bin, 8 – floor, 9 – boy, 10 – girl

Lesson 2 page 40 **task 1**

Tick-tock, goes the clock.
Tick-tock, tick-tock.
1, 2, 3, 4, 5, 6, 7,
8, 9, 10, 11.
Now it's 12 o'clock!
Tick-tock, tick-tock.

Lesson 4 page 42 **task 1**

Vic: What is this?
Liz: This is a rubber.
Vic: What is that?
Liz: That is a ruler.
Vic: What is this?
Liz: This is a pencil sharpener.
Vic: What is that?
Liz: That is an exercise book.
Vic: What is this?
Liz: This is a pencil.
Vic: What is that?
Liz: That is paper.

task 5

My bag is on my back.
My pen is in my hand.
My book is on my knees.
Come in and join me, please!
My pencil case is pink.
My exercise book's green.
My sharpener is cool.
I've got them all at school!

Lesson 7 page 45 **task 1**

- 1 – Who are those?
– They are Tracy and Luke.
– Where are they?
– They are in the room.
- 2 – Who is that?
– That is Vic.

- Where is she?
- She is in the garden.
- 3 – Who are those?
- They are Nick and Ben.
- Where are they?
- They are in the classroom.
- 4 – Who is that?
- That is Liz.
- Where is she?
- She is in the house.

Lesson 8 STORY TIME page 46

task 1

A NEW JOB

Dad: Hello! Where is everybody?
Mum: I'm in the kitchen!
Dad: Where is Tracy?
Mum: She's in the garden.
Dad: And Luke?
Mum: He's in his room.
Dad: Tracy! Luke! Come here!
Luke: Hi, Dad! What's up?
Dad: I've got a new job.
Tracy: A new job?
Dad: Yes. In Africa.
Tracy: In Africa? We are going to Africa?
Dad: Yes.
Luke: What about school?
Dad: No problem. It's only for a month.
Tracy: What about Kiki?
Dad: Kiki is going, too.
Tracy: Where is Africa?
Luke: Far away. I've got a book in my room. Let's have a look.

Lessons 11-12 REVISION page 48

task 1

- A These are sharpeners.
- B This is a floor.
- C These are rubbers.
- D Those are shelves.
- E Those are exercise books.
- F That is a bin.
- G Those are pictures.
- H This is a door.
- I That is a window.
- J These are rulers.
- K This is paper.
- L These are pencils.

UNIT 4 WE ARE HAPPY!

Lesson 1 page 50

tasks 1, 2

I'm happy in the morning.
 Yes, I am.
 I'm hungry at noon.
 Yes, I am.

I'm tired in the evening.
 Yes, I am.
 I'm scared in the dark.
 Yes, I am.

task 3

Liz: Good evening!
Mum: Good evening, Liz. How are you?
Liz: I am hot!
Mum: Are you thirsty?
Liz: No, I am not.
Mum: Are you hungry?
Liz: Yes, I am. Thank you.
Liz: Oh, Mum. I'm tired...
Mum: It's dark, Liz. Go to bed, dear.
Liz: Mu-u-um!
Mum: Yes, Liz. Are you scared?
Liz: No, I am not. Let's read this book.
Mum: Oh, Liz...
Liz: Please...
Mum: OK, dear.

Lesson 4 page 54

task 1

in – The cat is in the box.
 on – The cat is on the chair.
 under – The cat is under the table.

task 2

Jim: I can't find my teddy.
Mum: Look on the shelf.
Jim: It isn't there.
Mum: Here it is. It's under your bed.
Jim: Thanks, Mummy.
Jim: Are you scared, Teddy?
Teddy: I'm happy! I'm happy!

Lesson 7 page 57

task 1

eleven
 twelve
 thirteen
 fourteen
 fifteen
 sixteen
 seventeen
 eighteen
 nineteen
 twenty

Lesson 8 STORY TIME page 58

task 1

A NEW JOB

Dad: Here we are!
Luke: I am hungry.
Mum: It's hot. I'm thirsty.

Tracy: I'm tired. Are you tired, Kiki?
Kiki: Miaow!
Dad: This is our house! Let's go inside.
Tracy: It's so small. Where is my room?
Mum: Your room? That's your bed.
Dad: I'm so happy. It's great here!
 Look at the jungle.
Tracy: I'm not happy. I'm sad. I want to go home.
Luke: Look, Tracy! A monkey is in the tree.
Tracy: Wow! It's funny!

Lessons 11-12 REVISION page 60

task 1

- A He is fifteen. (pause)
- B I am scared in the dark. (pause)
- C I can't find my pencil. (pause)
- D She is 16. (pause)
- E Santa Claus is under the Christmas tree. (pause)
- F Sam is hot. (pause)
- G The presents are in the bag. (pause)
- H I'm hungry at noon. (pause)
- I They are 17. (pause)
- J We are 18. (pause)
- K I can't find my book. (pause)
- L She is 13. (pause)
- M I am tired in the evening. (pause)
- N The car is under the bed. (pause)
- O He is 15. (pause)
- P I am happy in the morning. (pause)
- Q Sam is thirsty. (pause)
- R He is 20. (pause)
- S Sam is cold. (pause)
- T The dog is on the chair. (pause)

UNIT 5 HOW MANY LEGS?

Lesson 1 page 62

task 2

Animal sounds: elephant, lion, parrot, monkey, snake

page 63

task 3

Ref.:
 In the jungle there are animals.
 In the jungle, can you see?
 In the jungle there are animals.
 In the jungle, can you hear?

Look, an elephant! It's big!
 Look, a giraffe! It's tall!
 Look, a hippo! It's fat!
 Look, a monkey! It's small!
Ref.

Listen, a snake! It's long!

Listen, a lion! It's angry!
Listen, a zebra! It's thirsty!
Listen, a crocodile! It's hungry!
Ref.

Lesson 5 page 67
task 5

HOW MANY?

One, two, three, four, five,
Six, seven, eight, nine, ten.
How many, how many, how many,
How many, how many, how many,
How many fingers have you got?
How many fingers have you got?

One, two, three, four, five,
Six, seven, eight, nine, ten.
How many, how many, how many,
How many, how many, how many,
How many toes have you got?
How many toes have you got?

Lessons 11-12 REVISION page 72
task 1

Ms Lemmon: Is this your monster,
Jessica?

Jessica: No, Ms Lemmon. My
monster has got long hair, four
blue eyes, one nose, a long neck,
six arms and two short legs.

Ms Lemmon: Oh, now I know! This
is your monster.

Jessica: Yes, that's my monster, Ms
Lemmon.

Ms Lemmon: Well done, Jessica!

UNIT 6 DOING THINGS

Lesson 1 page 74
task 1

You're in bed.
Open your eyes.
Oh, no! It's late.
Run to the bathroom.
Wash your face.
Clean your teeth.
Put on your clothes.
Take your schoolbag.
Run to school.
Stop. Open your bag.
No books. Silly you!

page 75
task 5

This is the way I wash my face,
Wash my face, wash my face.
This is the way I wash my face
Every day in the morning.

This is the way I clean my teeth,
Clean my teeth, clean my teeth.
This is the way I clean my teeth
Every day in the morning.

This is the way I put on my clothes,
Put on my clothes, put on my clothes.
This is the way I put on my clothes
Every day in the morning.

This is the way I go to school,
I go to school, I go to school.
This is the way I go to school
Every day in the morning.

Lesson 2 page 76
task 3

Monday morning.
Wake up... get up!
Seven o'clock.
It's seven o'clock.
I have to catch the bus!

Tuesday morning.
Wake up... get up!
Eight o'clock.
It's eight o'clock.
I have to catch the bus!
Wake up... get up!

Wednesday morning.
Wake up... get up!
Nine o'clock.
It's nine o'clock.
I have to catch the bus!

Thursday morning.
Wake up... get up!
Ten o'clock.
It's ten o'clock.
I have to catch the bus!
Wake up... get up!

Friday morning.
Wake up... get up!
Eleven o'clock.
It's eleven o'clock.
I have to catch the bus!

Saturday morning.
Wake up... get up!
No school today.
I'm going to play.
I'm going to play
... until Sunday!

Lesson 7 page 81
tasks 1, 2

— Is Dad fishing?
— Yes, he is.

— Is Mum swimming?
— Yes, she is.
— Is Jane talking?
— Yes, she is.
— Is Jim walking?
— Yes, he is.
— Is Ted reading?
— You're kidding!
No, he isn't.
— Yes, he is!

Lesson 8 STORY TIME page 82
task 1

Tracy: What are you doing, Mum?
Mum: I'm looking at the photos
from Africa.

Monica: Let me see.

Tracy: Look! My brother is looking
at the monkeys.

Monica: Who is this?

Tracy: This is Toby and his parrot
Lulu. Lulu is sitting on Toby's
head.

Monica: What's your dad doing
here?

Tracy: He is reading a story about
Boobah and Booboo.

Mum: And Tracy is making faces.

Monica: You are funny! Wow! A
crocodile.

Tracy: Yes, it is sleeping in the
river.

Monica: And your mum is
swimming in that river?

Tracy: No, no, she isn't. She is
swimming in the pool.

Monica: Wow, that looks good!

Tracy: Toby is eating a sundae.
Yummy. We call it the African
dream. Mummy, can we make
it?

Mum: Yes, of course.

Lessons 11-12 REVISION page 84
task 1

Ms Lemmon: What's the time? Two
o'clock! Where are the children?
Jessica...!

Jessica: I'm here, Ms Lemmon. Look
at me! I'm swinging.

Ms Lemmon: Come here! It's
lunchtime! Luke...!

Luke: I'm here, Ms Lemmon! Look at
me! I'm climbing a tree!

Ms Lemmon: Be careful and come
here! Elliot...!

Ms Lemmon, Jessica, Luke: Elliot...
 Elliot!
Greg: Look! He is sleeping under
 the tree!
Ms Lemmon: Wake up, Elliot! It's
 lunchtime!

UNIT 7 DO YOU LIKE CARROTS?

Lesson 1 page 86

task 1

Nick: Come to my birthday party,
 Ben.
Ben: A birthday party? How old are
 you?
Nick: I'm seven.
Children: Happy birthday! These are
 presents for you.
Nick: Thank you!
Mother: Do you like fruit salad?
Liz: Yes, I do!
Vic: Can I have some lemonade?
Ben: Here you are.

Lesson 4 page 90

task 2

Apples and bananas, *(twice)*
 Pears and strawberries, *(twice)*
 I like oranges, *(twice)*
 I don't like cherries.
 Cucumbers and carrots, *(twice)*
 Mushrooms, tomatoes, *(twice)*
 I like peppers, *(twice)*
 I don't like potatoes.

Lesson 5 page 91

task 2

I eat toast and yogurt for breakfast.
 I eat an apple, too.
 I drink juice for breakfast.
 I eat soup and a sandwich for
 lunch.
 I eat chicken, too.
 I like fruit salad for lunch.
 I eat potatoes, tomatoes and
 cucumbers for dinner.
 I like a cake, too.
 I drink tea for dinner.

Lesson 7 page 93

task 3

Does Tracy like hot chocolate?
 – Yes, she does.
 Does Luke like hot chocolate?
 – No, he doesn't.
 Does Liz like hot chocolate?

– No, she doesn't.
 Does Ben like pears?
 – No, he doesn't.
 Does Vic like yogurt?
 – Yes, she does.
 Does Nick like pears?
 – Yes, he does.

Lessons 11-12 REVISION page 99

task 6

The king likes potatoes.
 The king says, "Can I have some
 potatoes, please?"
 The queen likes chicken.
 The queen says, "Can I have
 chicken, please?"
 The prince likes soup.
 The prince says, "Can I have some
 soup, please?"
 The princess likes sweets.
 The princess says,
 "I don't like potatoes.
 I don't like chicken.
 I don't like soup.
 Can I have some sweets, please?"

UNIT 8 SEASONS AND CLOTHES

Lesson 1 page 100

task 3

Vic: When is your birthday, Ben?
Ben: It's in summer.
Liz: I like summer. It is hot. I like
 summer holidays.
Ben: When is your birthday, Vic?
Vic: My birthday is in autumn. I
 don't like autumn. It is raining. Is
 your birthday in autumn, Liz?
Liz: No, it isn't. It's in winter. Do you
 like winter?
Vic: Well, yes, I do. It's cold, but I
 like it when it is snowing.
Nick: And my birthday is in spring.
 Listen! We've got our birthdays
 in all of the seasons: winter,
 spring, summer and autumn!
Liz: Wow! That's great!

Lesson 4 page 103

task 2

A jacket, sandals, a bikini, jeans,
 a T-shirt, a mask, trainers

task 3

TRACY'S CLOTHES
 Tracy's packing her suitcase.
 What is she putting in her suitcase?
 Her orange sandals and violet

trainers, her blue jeans and brown
 jacket, her red T-shirt, pink bikini
 and ... a mask.

page 104

task 4

A T-shirt, a cap, shorts, a jacket,
 trainers, jeans

task 5

Luke is packing his suitcase.
 What is he putting in his suitcase?
 His black jeans and orange trainers,
 his white T-shirt and yellow jacket,
 his green shorts and blue cap.

Lesson 5 page 105

task 2

T-shirt, trousers, socks and shoes.
 What are you wearing today?
 T-shirt, trousers, socks and shoes.
 I'm wearing a dress today.

Sweater, scarf, hat and boots.
 What are you wearing today?
 Sweater, scarf, hat and boots.
 I'm wearing a jacket today.

Lesson 7 page 107

task 1

It is sunny. Jessica is wearing a
 white T-shirt and a yellow skirt.
 It is raining. Jessica is wearing a
 green jacket and blue jeans. She
 has got a red umbrella, too.
 It is cold. Jessica is wearing a pink
 coat, a blue hat and black boots.

Lessons 11-12 REVISION page 110

task 1

It's spring. It's sunny. Ronnie is
 wearing his green jogging suit and
 an orange cap.
 It's summer. It's very hot. Ronnie is
 wearing his favourite red T-shirt
 and blue shorts.
 It's autumn. It's raining. Ronnie is
 wearing his yellow raincoat and
 yellow boots. He has got a yellow
 umbrella, too.
 It's winter. It's very cold. Ronnie is
 wearing his blue coat, an orange
 scarf and an orange cap and...
 Ronnie! Where are your boots?!

Ronnie: Achoo, achoo!

Word List

UNIT 1

boy [bɔɪ] хлопчик
children ['tʃɪldrən] діти
doctor ['dɒktə] лікар(-ка)
friend [frend] друг, подруга
girl [gɜ:l] дівчинка
home [həʊm] дім
house [haʊs] будинок
photographer [fə'tɒgrəfə] фотограф(-иня)
portrait ['pɔ:trət] портрет
pupil ['pjʊ:pl] учень, учениця
surname ['sɜ:neɪm] прізвище
vet [vet] ветлікар(-ка)
work [wɜ:k] робота

UNIT 2

aunt [ɑ:nt] тітка
clever ['klevə] розумний
cousin ['kʌzn] двоюрідний брат/сестра
funny ['fʌni] кумедний
nice [naɪs] милий
nose [nəʊz] ніс
pretty ['prɪti] гарненький
together [tə'geðə] разом
tube [tju:b] тюбик
uncle ['ʌŋkl] дядько

UNIT 3

Africa ['æfrɪkə] Африка
bin [bɪn] кошик
clock [klɒk] годинник
computer [kəm'pjʊ:tə] комп'ютер
door [dɔ:] двері
eleven [ɪ'levn] одинадцять
exercise book ['eksəsaɪz bu:k] зошит
floor [flo:] підлога
game [geɪm] гра
garden ['gɑ:dn] сад
hair [heə] волосся
kitchen ['kɪtʃɪn] кухня
paper ['peɪpə] папір
room [ru:m] кімната
rubber ['rʌbə] гумка
ruler ['ru:lə] лінійка

sharpener ['ʃɑ:pneɪ] підстругачка
shelf [ʃelf] полиця
sky [skaɪ] небо
these [ði:z] ці
those [ðəʊz] ті
twelve [twelv] дванадцять
window ['wɪndəʊ] вікно

UNIT 4

bed [bed] ліжко
cap [kæp] кепка
cold [kəʊld] холодно
dark [dɑ:k] темрява
eighteen [eɪ'ti:n] вісімнадцять
evening ['i:vnɪŋ] вечір
fat [fæt] товстий
fifteen [fɪf'ti:n] п'ятнадцять
fourteen [fɔ:'ti:n] чотирнадцять
hot [hɒt] спекотно
in [ɪn] у, в
morning ['mɔ:nɪŋ] ранок
nineteen [ˌnaɪn'ti:n] дев'ятнадцять
noon [nu:n] полудень
on [ɒn] на
scared [skeəd] наляканий
seventeen [ˌsevn'ti:n] сімнадцять
short [ʃɔ:t] короткий; низький
sixteen [sɪks'ti:n] шістнадцять
table ['teɪbl] стіл
thirsty ['θɜ:sti] спраглий
thirteen [θɜ:'ti:n] тринадцять
tired ['taɪəd] змучений
twenty ['twenti] двадцять
under ['ʌndə] під
Xmas ['krɪsməs] Різдво

UNIT 5

arm [ɑ:m] рука
body ['bɒdi] тіло
crocodile ['krɒkədail] крокодил
dangerous ['deɪndʒərəs] небезпечний
ear [ɪə] вухо
eye [aɪ] око
finger ['fɪŋgə] палець руки
foot [fʊt] ступня
(мн. **feet** [fi:t])

geese [gi:s] гуси (мн. від **goose**)
giraffe [dʒə'ra:f] жираф
hand [hænd] кисть руки
head [hed] голова
hippo ['hɪpəʊ] гіпопотам
knee [ni:] коліно
leg [leg] нога
long [lɒŋ] довгий
mouth [maʊθ] рот, паща
neck [nek] шия
photo ['fəʊtəʊ] фотографія
shoulder ['ʃəʊldə] плече
stripe [straɪp] смуга
tail [teɪl] хвіст
tall [tɔ:l] високий
toe [təʊ] палець ноги
tooth [tu:θ] зуб
(мн. **teeth** [ti:θ])

UNIT 6

bat [bæt] кажан
bathroom ['bɑ:θru:m] ванна кімната
bus [bʌs] автобус
cake [keɪk] тістечко, торт
carrot ['kærət] морква
catch [kætʃ] зловити
clean [kli:n] чистити
clothes [kləʊðz] одяг
cut [kʌt] вирізати
eat [i:t] їсти
face [feɪs] обличчя
fish [fɪʃ] рибалити
Friday ['fraɪdi] п'ятниця
frog [frɒg] жаба
get up ['get ʌp] вставати з ліжка
go [gəʊ] йти
hiss [hɪs] шипіти
love [lʌv] любити
lunch [lʌntʃ] обід
lunchtime ['lʌntʃtaɪm] час обіду
make faces ['meɪk feɪsɪz] корчити гримаси
make the bed ['meɪk ðə bed] заправляти ліжко

Monday ['mʌndi] понеділок
phone [fəʊn] телефон
put on ['put ɒn] одягати
quickly ['kwɪkli] швидко
Saturday ['sætədi] субота
sleep [sli:p] спати
speak [spi:k] говорити, сказати
Sunday ['sʌndi] неділя
swing [swɪŋ] гойдатись
talk [tɔ:k] розмовляти
Thursday ['θɜ:zdi] четвер
Tuesday ['tju:zdi] вівторок
wake up ['weɪk ʌp] прокидатись
walk [wɔ:k] ходити пішки
wash my face ['wɒʃ maɪ feɪs]
 умиватись
Wednesday ['wenzdi] середа

UNIT 7

breakfast ['brekfəst] сніданок
cheesecake ['tʃi:zkeɪk] чизкейк
cherry ['tʃeri] вишня
chicken ['tʃɪkɪn] курка
chips [tʃɪps] картопля фри
cucumber ['kju:kʌmbə] огірок
dessert [di'zɜ:t] десерт
dinner ['dɪnə] вечеря
drink [drɪŋk] пити
food [fu:d] їжа
fruit [fru:t] фрукт(и)
jelly ['dʒeli] желе
king [kɪŋ] король
lemon ['lemən] лимон
lemonade [ˌlemə'neɪd] лимонад
mango ['mæŋgəʊ] манго
mushroom ['mʌʃrʊm] гриб
orange ['ɒrɪndʒ] апельсин
pear [peə] груша
pepper ['pepə] перець
picnic ['pɪknɪk] пікнік
plate [pleɪt] тарілка
potato [pə'teɪtəʊ] картопля
prince [prɪns] принц
princess [ˌprɪn'ses] принцеса
rice [raɪs] рис
salad ['sæləd] салат
shine [ʃaɪn] сяяти

shop [ʃɒp] магазин
soup [su:p] суп
strawberry ['stro:bəri] полуниця
sun [sʌn] сонце
sweets [swi:ts] цукерки
tasty ['teɪsti] смачний
tomato [tə'mɑ:təʊ] томат,
 помідор
vanilla [və'nɪlə] ванільний
vegetable ['vedʒtəbl] овоч

UNIT 8

autumn ['ɔ:təm] осінь
bikini [bi'ki:ni] бікіні (купальник)
boots [bu:ts] черевики
bright [braɪt] яскравий
coat [kəʊt] пальто
dress [dres] сукня
hat [hæt] шапка
holidays ['hɒlədeɪz] канікули
jacket ['dʒækɪt] куртка
jeans [dʒi:nz] джинси
key [ki:] ключ
light [laɪt] світло
mask [mɑ:sk] маска
night [naɪt] ніч
pack [pæk] пакувати
rain [reɪn] дощ; дощити
raincoat ['reɪnkəʊt] плащ
rainy ['reɪni] дощовий

It is raining. Іде дощ.
ready ['redi] готовий
right [raɪt] правий
sandals ['sændlɪz] сандалі
scarf [skɑ:f] шарф
sea [si:] море
shirt [ʃɜ:t] сорочка
shoes [ʃu:z] туфлі
shorts [ʃɔ:ts] шорти
skate [skeɪt] кататись
 на ковзанах
ski [ski:] кататись на лижах
skirt [skɜ:t] спідниця
snow [snəʊ] сніг; сніжити
snowman ['snəʊmæn] сніговик
snowy ['snəʊi] сніжний
It is snowing. Падає сніг.

socks [sɒks] шкарпетки
spring [sprɪŋ] весна
stay [steɪ] залишатись
suitcase ['su:tkeɪs] валіза
summer ['sʌmə] літо
sunny ['sʌni] сонячно
sweater ['swetə] светр
tight [taɪt] тісно
trainers ['treɪnəz] кросівки
trousers ['traʊzəz] штани
T-shirt ['ti: ʃɜ:t] футболка
watch TV ['wɒtʃ 'ti: 'vi:] дивитись
 телевізор
wear [weə] носити (про одяг)
winter ['wɪntə] зима

Навчальне видання

Карпюк Оксана Дмитрівна

Англійська мова

Підручник для 2 класу закладів загальної середньої освіти (з аудіосупроводом)

Рекомендовано Міністерством освіти і науки України

Англійською та українською мовами

Редакторка *Богдана Зіник*

Художниця *Олена Волошинська*

Дизайн і комп'ютерне верстання *Андрія Костишина*

Формат 84x108 1/16. Папір офсетний. Друк офсетний.
Умовн. друк. арк. 12,60. Обл.-вид.арк. 10,20. Тираж 108180 прим.

ТзОВ «Видавництво Астон», 46006, м. Тернопіль, вул. Гайова, 8.
Свідоцтво про внесення до Державного реєстру суб'єктів видавничої справи ТР № 28 від 9.06.2005 р.

YOUR

PICTIONARY

My Food

vegetables



pepper



cucumber



carrot



potato



mushroom



tomato

fruit



banana



strawberry



apple



cherry



pear



orange



lemonade



milk



juice



water



yogurt



ice cream



tea



hot chocolate



fish



eggs



cheesecake



sweets



rice



soup



salad



chips



chicken

Seasons and Weather



It is sunny.



It is snowing.



It is hot.



It is cold.



It is raining.

My Clothes



dress



jeans



bikini



shirt



trousers



coat



raincoat



jacket



T-shirt



shorts



sweater



skirt



scarf



sandals



trainers



shoes



boots



socks



cap



hat